

UKBA PHOTOGRAPH GUIDANCE

for immigration applications made in the UK (version 04/2009)

The photographs which you have to provide with your application must be in the format specified below. These format requirements meet internationally agreed standards. If the photographs are not in this format, they will be rejected - and in some cases the application will also be rejected as invalid. **In particular, the format specified in the first list of requirements below is mandatory where an application for a biometric immigration document is made.** At present this means applications on forms **FLR(BID), FLR(BUS), FLR(M), Tier 4 (General) Student, Tier 4 (Child) Student, PBS (Dependant)** if applying as a dependant of a Tier 4 (General) student, **TOC and ICFN(RC).** **Please note** that applications on these forms will be rejected as invalid if any of the photographs provided fail to meet any of the mandatory format requirements. If that happens, you will have to reapply and you may lose appeal rights.

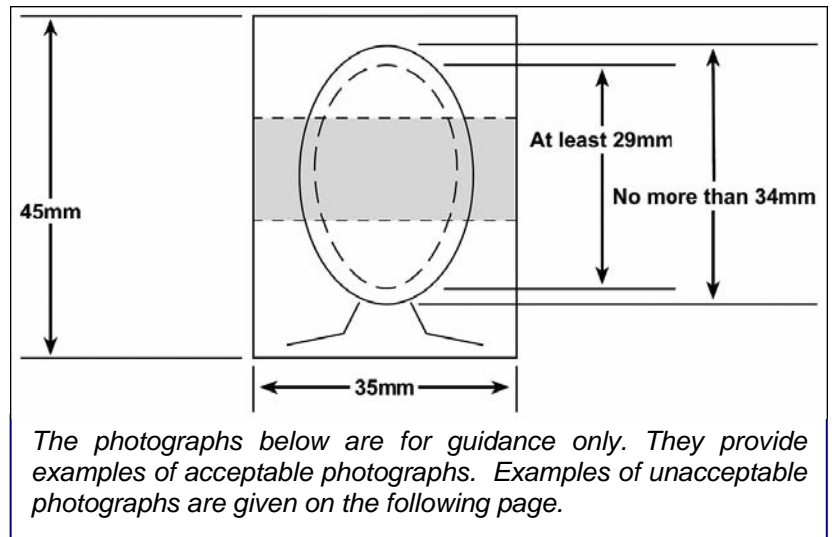
The photographs must be

- identical where two photographs of the individual are required
- in colour, not black and white
- taken against a light grey or cream background
- 45 millimetres (mm) high x 35 mm wide
- able to fit into the template opposite, with the eyes positioned in the shaded area
- free from shadows
- taken with the eyes open and clearly visible (with no sunglasses or tinted spectacles, and no hair across the eyes)
- with the subject facing forward, looking straight at the camera
- with a neutral expression with the mouth closed (no grinning, frowning or raised eyebrows)
- of each person on their own (no objects such as dummies or toys, or other people visible)
- taken with nothing covering the face
- in sharp focus and clear
- with a strong definition between face and background.

The requirements listed above are mandatory for some applications – see introduction.

The photographs must also


- be taken within the last month
- be undamaged (not torn, creased or marked)
- be free from reflection or glare on spectacles, the frames of which must not cover the eyes - if possible, we recommend photographs without spectacles to avoid the risk of rejection because of glare or reflection
- be free from "redeye"
- be free from airbrushing or similar enhancement
- be taken of the full head, without any covering unless worn for religious or medical reasons
- be printed professionally or taken in a passport photo booth. Photos printed at home are unlikely to be of an acceptable standard
- have the person's full name on the back of each photograph.



Good



Good



Good



Acceptable

But preferable to remove spectacles to avoid any possibility of your photo being rejected



Acceptable

Head coverings for religious or medical grounds are allowed



Acceptable

But preferable to remove spectacles to avoid any possibility of your photo being rejected

More help

If you need more advice, or you have a disability preventing you from meeting one or more of our requirements, please contact the Immigration Enquiry Bureau on **0870 606 7766**.

Children

- Photographs of **children aged six and over** must meet the full format requirements set out in this guidance.
- Photographs of **children aged five and under** must show a clear image that is a true likeness of the child. As young children can be difficult to photograph, children aged five and under do not need to have a neutral expression or to look directly at the camera, but they must face forward and meet all other format requirements.
- In addition, **babies under one year old** do not need to have their eyes open even though this is preferable. All other requirements must be met. If the baby's head needs to be supported, the supporting hand must not be in the picture.
- If you have difficulty in meeting these conditions, you should use a photographer instead of a photo booth.

If you choose to use a professional photographer, please ensure that they are aware of the format requirements specified in this guidance, particularly that the photographs will not show a white background when printed.

Please note that it is your responsibility to provide acceptable photographs in the format specified in this guidance. If you do not, your application may be delayed or, in the cases mentioned on the first page, rejected as invalid.

Please also note that the photographs provided by you become part of our official records and we will not return them.

Examples of unacceptable photographs



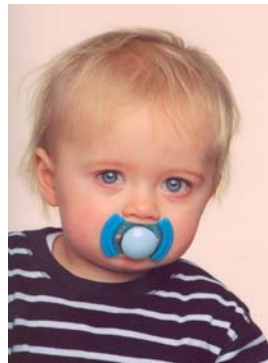
Not acceptable
Portrait style photographs are not permitted



Not acceptable
Dark glasses and smiling are not permitted



Not acceptable
Covering of facial features is not permitted



Not acceptable
Any dummies should be removed before the photo is taken



Not acceptable
Hair covering the face is not permitted



Not acceptable
The spectacles cover the eye



Not acceptable
The scarf creates a shadow.



Not acceptable
Hats are not permitted



Not acceptable
The photograph is blurred



Not acceptable
Opening the mouth



Not acceptable
The photograph contains more than one person



Not acceptable
Even a slight smile distorts the normal facial features



Not acceptable
The subject is too far from the camera



Not acceptable
The subject is too close to the camera



Not acceptable
The background is not light grey or cream